

What About You?


A Workbook for Those Who Work with Others



THE NATIONAL CENTER ON
Family Homelessness

for every child, a chance

Katherine T. Volk, Kathleen Guarino,
Megan Edson Grandin, and Rose Clervil



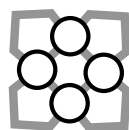
This publication is made possible thanks to the
generous support of the WK Kellogg Foundation.

Photo credits:
Front Cover and Title Page: K. Volk, M. Grandin, A. Volk, J. Edson
Table of Contents, Page 4: J. Edson
Page 3: K. Volk
Page 18: J. Edson
Page 29: K. Volk
Inside back cover: J. Edson, K. Volk, M. Grandin
Back cover: M. Grandin

Copyright 2008: The National Center on Family Homelessness

What About You?

A Workbook for Those Who Work with Others



THE NATIONAL CENTER ON
Family Homelessness

for every child, a chance

Katherine T. Volk, Kathleen Guarino,
Megan Edson Grandin, and Rose Clervil



Introduction

Why Breathe?	3
Suggestions for Using This Workbook	4

Chapter 1: You

Protective Gear	5
Warning Signs	8
Self-Care Strategies	12

Chapter 2: You and Others

The Threads in Our Web	18
Warning Signs	21
Strategies for Strengthening the Web	24

Chapter 3: You, Others, and Work

Healthy Selves, Healthy Organizations	29
Assessing Organizational Health	33
Strategies for Creating Healthy Organizations	38

Selected Resources on Self-Care	47
--	----

References	48
-------------------------	----



Why Breathe?

“To put the world in order we
must first put the nation in order;
to put the nation in order; we
must first put the family in order;
to put the family in order, we
must first cultivate our
personal life; we must first set
our hearts right.”

—Confucius

Why get up in the morning to continue doing the work you do? What motivates you? One of the many things which motivates us is that people who have experienced homelessness and other traumas can and do heal. We know that this healing happens with the support of case managers, housing search workers, outreach teams, social workers, health care providers, and many others. We also know that if we are to “put the world in order,” we must take care of ourselves, our families, and our organizations. We must remember to breathe.

We have developed this guide as a tool to help you along the way. It is divided into three sections:

You Taking care of yourself has to do with, well, yourself. This is the starting place. We can't expect our families, friends, colleagues, or organizations to place a value on self-care if we don't do so ourselves.

You and Others Our relationships with others are a key piece of taking care of ourselves. Sometimes these relationships help; sometimes they distract. No matter what, we know that taking care of ourselves cannot happen in isolation.

You, Others, and Work Our workplace plays a large role in our lives. It is where we spend much of our waking time and energy. For many of us who work with those experiencing homelessness, our work is more of a vocation or a calling than it is a 9-to-5 job. The people we serve have complicated, often overwhelming problems. To help them through their journey, we must create team and organizational cultures that value care of the self, the team, and the organization.



“By caring for the soul
faithfully, every day, we step
out of the way and let our
full genius emerge.”

—Thomas Moore

One of the best parts of our work at the National Center on Family Homelessness is that we have the honor of working with many individuals, teams, and organizations around the country. We are continually amazed by the resilience, care, and passion of the people we meet...those who work daily to combat the injustices in our society. We dedicate this guide to them. On the days when you feel as though you're trodding through mud, we hope you find inspiration in the pages of this guide. And on the days when you're feeling as though you could take on the world, we hope that you share this guide with others on your team.

No one thing works for everyone. There is no self-care cookie cutter. So we have sprinkled a little bit of everything throughout this guide. We hope that it will make you think, make you laugh, and occasionally make you remember to breathe.

Suggestions for Using This Workbook

- Use it for yourself
- Use it with your staff
- Share it with your friends
- Share it with your colleagues
- Photocopy an activity or section and share it with your team
- Use the workbook activities to develop a staff retreat

Chapter 1: You

Protective Gear

Every profession has its form of protective gear. Builders need hard hats. Football players wear pads, and chemists sport goggles. Service providers need protective gear, too. We may not need hats, pads, or protective eyewear – but if we want to continue to be safe and effective in our work, we do need to have self-care tools that we use everyday. This chapter will help you reflect on the tools you already have, and suggest some new tools.

It might be nice to dream that our stress will just melt away because our lives are just *so* relaxing, but for most of us, that is far from reality. So before we talk about self-care, let's talk about stress.

Stress is a part of our daily lives and it comes in many forms. We may think of stress as connected to bad things, but sometimes good things can cause stress too. Getting married, buying a house or having a new baby are all happy and exciting life events that may still be the source of tremendous stress and anxiety. Some stressors may be considered mild and manageable, while others are more severe and have a more damaging, long-term impact on us and our emotional health.

It is important to remember that stress is in the “eye of the beholder.” What is very stressful to you may not cause your co-worker to worry at all. Likewise, you may not be bothered by the same things that annoy your best friend. This does not make one person stronger or weaker than another...just different. Strength lies in the ability to recognize your stressors and act accordingly. By going into the helping professions, you have chosen work that leads you to walk with your clients through many difficult, complicated, and often painful experiences. Since stress is part of our daily lives, we must pay attention to its impact on our physical and emotional well-being.

The mind and body are constantly influencing and altering one another. Stressful experiences that are constant can lead to exhaustion, overreaction to less stressful events, and symptoms of anxiety and depression. The physical toll of this constant state of increased stress comes in the form of various illnesses and physical complaints such as insomnia, backaches, headaches, stomachaches, high blood pressure, and even heart disease. The more intense and constant the stressors, the more an individual's emotional and physical health may be compromised.

“In dealing with those who are undergoing great suffering, if you feel ‘burnout’ setting in, if you feel demoralized and exhausted, it is best, for the sake of everyone, to withdraw and restore yourself. The point is to have a long-term perspective.”

—The Dalai Lama



Stress and the Body

Sometimes we don't realize how stressed we are. When we're caught up in day-to-day activities, it is easy to gloss over possible stressors. At the end of each day, simply noting your stress level can make you more aware of your feelings and lead to reduced anxiety. Taking stock of your feelings can also help to recognize stressful situations. The next few pages of activities are designed to help you "take your stress temperature," notice how your body feels, and reflect on how stress impacts your life.

activity 1.1 Taking Your Stress Temperature

Use the thermometers below to take your stress temperature. For example, if today is Tuesday and you feel a "medium" level of stress, you might color in the Tuesday thermometer about half-way. Try taking your temperature at the end of each day for a week. What do you notice at the end of the week? You might also try taking your stress temperature at different times of day. What do you notice then? The goal of this exercise is to give you information, not to judge that a "high temperature" of stress is bad or that a "low temperature" is good. Knowing when your stress level climbs and decreases may enable you to adjust your schedule.

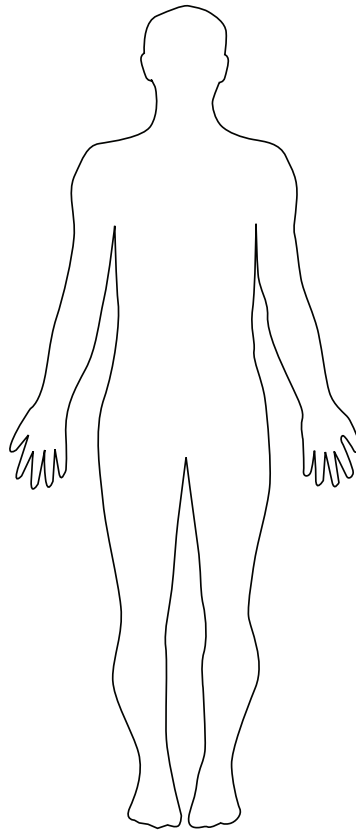
Stress Level	Stress Level	Stress Level	Stress Level	Stress Level	Stress Level	Stress Level	
Sunday	Monday	Tuesday	Wednesday	Thursday	Friday	Saturday	
Stress Level				Stress Level			
Morning		Mid-day		Late Afternoon		Evening	

“Whether you and I and a few others will renew
the world some day remains to be seen.
But within ourselves we must renew it each day.”

—Hermann Hesse

activity 1.2 Stress and the Body

Stress can affect the whole body.
Put an X on the body below in all the
places where you feel stress.



Self-Care

While you cannot eliminate stress from your life, you can take care of yourself so that stress does not overwhelm you. Stress affects many aspects of our lives – physical, emotional, personal, professional. It affects the relationships we form with others and the relationship we have with ourselves. Self-care should be a preventive measure, and not something one does when feeling completely overwhelmed.

It is not always easy to take care of ourselves. Demands from work, family, and friends can relegate self-care to the bottom of your “to-do” list. Self-care is not a sign of weakness. It is a way of making our bodies and minds stronger, thus enabling us to continue leading the lives that we do. Even superheroes hang up their capes now and then, and so can you.

We cannot take care of others unless we first take care of yourself. We have to remember to breathe.

Warning Signs

How frequently do you think about self-care? Are there self-care activities that you know work for you? Finding self-care strategies that reduce stress in your life requires some personal reflection. What are your warning signs that you are under too much stress? Here are some signs to consider:

- *Being afraid to take time away from your daily activities.* While your work is very important, you should be able to take a day off without feeling guilty. When you feel that the fate of your organization rests upon your shoulders, you may start to resent your clients, colleagues, and even yourself.
- *Thinking the worst in every situation.* We all have bad days, and we are all guilty of negative thinking. However, if you find it difficult to be positive about any situation, it may be time to take a step back.
- *Reacting disproportionately.* If you find yourself reacting strongly to relatively minor stressors, this could be a strong indicator of your stress level.
- *Never taking a vacation.* We all need “down time” in our lives to rest and recuperate. When was the last time you had an opportunity for a change of scenery?
- *Forgetting why you do your job.* You used to love your job, but now you dread getting up in the morning.
- *Decreased performance at work.* You may feel that there is constantly too much work to do in the time allotted, rush so much that you are making mistakes, and miss deadlines.
- *Constantly not getting enough sleep.* When you do sleep, is it restful? How often do you go to bed knowing that you’ll still be tired when you wake up?
- *Increased arguments with your family.* Often the first place our stress “bubbles over” is in our interactions with those closest to us.
- *Decreased social life.* Work consistently interferes with your plans to have fun, or you find yourself becoming more and more isolated from colleagues, friends, and family.

It is important to remember that we all have bad days, and we all experience some of the things on this list at times. However, if you experience any of these symptoms for longer than a few days, it may be a cue to take some time for reflection. Also, the list is not comprehensive and will not be applicable to everyone. How do you know when you haven’t been taking care of yourself? The activities on the next few pages can help you reflect.

activity 1.3 Ways in Which My Life Is Affected by Stress

We all have periods of time when we feel overwhelmed. Every day, we feel some degree of hassle or strain due to minor stressors (e.g., you overslept, you're stuck in traffic) or major situations (e.g., job insecurity, illness). Stress can manifest itself in many ways. Think about how you are affected by various stressors and complete the lists below.

Ways in Which My Body Reacts to Stress:

1. _____
2. _____
3. _____
4. _____
5. _____

Ways in Which My Personal Life Is Affected by Stress:

1. _____
2. _____
3. _____
4. _____
5. _____

Ways in Which My Professional Life Is Affected by Stress:

1. _____
2. _____
3. _____
4. _____
5. _____

activity 1.4 Self-Assessment Tool: Self-Care

Take some time to complete the checklist below. You need not share your answers with anyone – this is simply for self-reflection. Remember that no one strategy works for everyone. This activity just gives you a way to think about the possibility of self-care in many aspects of your life.

How often do you do the following? (Rate, using the scale below):

5 = Frequently 4 = Sometimes 3 = Rarely 2 = Never 1 = It never even occurred to me

Physical Self-Care

- Eat regularly (e.g., breakfast and lunch)
- Eat healthfully
- Exercise
- Lift weights
- Practice martial arts
- Get regular medical care for prevention
- Get medical care when needed
- Take time off when you're sick
- Get massages or other body work
- Do physical activity that is fun for you
- Take time to be sexual
- Get enough sleep
- Wear clothes you like
- Take vacations
- Take day trips, or mini-vacations
- Get away from stressful technology such as pagers, faxes, telephones, e-mail
- Other: _____

Psychological Self-Care

- Make time for self-reflection
- Go to see a psychotherapist or counselor for yourself
- Write in a journal
- Read literature unrelated to work
- Do something at which you are a beginner
- Take a step to decrease stress in your life
- Notice your inner experience—your dreams, thoughts, imagery, feelings

- Let others know different aspects of you
- Engage your intelligence in a new area—go to an art museum, performance, sports event, exhibit, or other cultural event
- Practice receiving from others
- Be curious
- Say no to extra responsibilities sometimes
- Spend time outdoors
- Other: _____

Emotional Self-Care

- Spend time with others whose company you enjoy
- Stay in contact with important people in your life
- Treat yourself kindly (supportive inner dialogue or self-talk)
- Feel proud of yourself
- Reread favorite books, review favorite movies
- Identify and seek out comforting activities, objects, people, relationships, places
- Allow yourself to cry
- Find things that make you laugh
- Express your outrage in a constructive way
- Play with children
- Other: _____

activity 1.4 Self-Assessment Tool: Self-Care *continued*

Spiritual Self Care

- Make time for prayer, meditation, reflection
- Spend time in nature
- Participate in a spiritual gathering, community or group
- Be open to inspiration
- Cherish your optimism and hope
- Be aware of nontangible (nonmaterial) aspects of life
- Be open to mystery, to not knowing
- Identify what is meaningful to you and notice its place in your life
- Sing
- Express gratitude
- Celebrate milestones with rituals that are meaningful to you
- Remember and memorialize loved ones who have died
- Nurture others
- Have awe-full experiences
- Contribute to or participate in causes you believe in
- Read inspirational literature
- Listen to inspiring music
- Other: _____

Workplace/Professional Self Care

- Take time to eat lunch
- Take time to chat with co-workers
- Make time to complete tasks
- Identify projects or tasks that are exciting, growth-promoting, and rewarding for you
- Set limits with clients and colleagues
- Balance your caseload so no one day is “too much!”
- Arrange your workspace so it is comfortable and comforting
- Get regular supervision or consultation
- Negotiate for your needs
- Have a peer support group
- Other: _____

Source: Adapted from Saakvitne, Pearlman, and Traumatic Stress Institute Staff, Transforming the Pain: A Workbook on Vicarious Traumatization, 1996.

Discussion Questions

- What made an impression on you about this activity?
- What did you notice while completing the checklist?
- How did you feel after the checklist was completed?
- What thoughts do you have about the areas where you are doing well?
- What are areas that you would like to change/improve?

“Don’t worry about
the world coming to
an end today.
It’s already tomorrow
in Australia”

—Charles Schultz

Self-Care Strategies

There are ways to incorporate self-care into our daily routines. Clearing space in your life for self-care often means shifting priorities or tasks to make that space. Many commitments and responsibilities cannot be erased from your daily life, but there may be some things that could change to accommodate a healthier lifestyle. It is important to try various self-care activities so that you find the ones that work best for you. Taking time for yourself should be enjoyable – if it feels like a chore, try something else.

Here are some practical suggestions:

- Take one thing at a time.
- Solve little problems.
- Be realistic.
- Be flexible.
- Adopt a positive attitude.
- Avoid over-scheduling.
- Learn to relax.
- Treat your body well. Adopt a healthy lifestyle.
 - ◆ Eat healthy food.
 - ◆ Exercise.
 - ◆ See your doctors regularly.
 - ◆ Get enough sleep as often as you can.
 - ◆ Take time off when you are sick.
- Watch what you are thinking.
- Share your feelings.
- Talk about stress with friends and family. Talking to a doctor, spiritual advisor, or other professional might also help.
- Learn to ask for help.
- Be aware of your limitations.
- Personalize your work and home environment.
- Take time for self-reflection.
- Say “no.”
- Limit your exposure to media (e.g., news stories, movies) that deals with sad, violent, or tragic themes.

Building Awareness

Self-care begins with awareness. Knowing your warning signs (see page 8) and understanding what works for you and what does not are essential to building and maintaining a sustainable self-care plan. Over the long term, this means building self-care routines and rituals into everyday life. Over the short term, we can create moments of awareness simply by pausing to take a breath.

activity 1.5 Deep Breathing

One of the simplest things we can do to combat stress is to breathe. Deep breathing doesn't take long, doesn't require any special equipment, and can be done almost anywhere.

Follow this guide:

- Sit up straight
- Take a long, slow deep breath through your nose
- Stand up
- Take a deep breath, feeling the air going into your lungs
- Put your hand on your abdomen, feeling it expand and contract with each breath
- Put your hand on your chest, feeling it expand and contract with each breath
- Make yourself aware of the path that the air is taking as it enters and leaves your body
- Focus on your breathing for at least two minutes, noticing how your body responds

Try deep breathing at your desk, when stuck in traffic, or anywhere you need to refocus.

“Our minds drift to and fro, buffeted by sensation like a boat upon stormy seas. The breath serves as an anchor, something to which we can tether our minds so that we can be present for the real.”

—Rolf Gates and Katrina Kenison, *Mediations from the Mat*

Avoiding the Pitfalls

We could list many challenges, barriers, and excuses when it comes to making time for ourselves. These concerns are real and valid. The following case study illustrates some of these “self-care pitfalls.” Use it as a way to reflect. Remember that there will always be pitfalls. They are, however, only part of the story. If the first step to self-care is building awareness, the second step is being sure to avoid these pitfalls and creating opportunities for meaningful self-care – even if only for a few moments.

Case Study

Zahira is a 32-year old single mother. She has a 11-year old son, Jeremiah, and an 8-year old daughter, Zahanna. They have a dog named Smooch. Zahira works full time at Water’s Edge, a local human services agency, where she has been for almost ten years. She recently took a second job at a local retail store so that she can earn some extra money to make ends meet. Zahira loves her children and is close to her extended family. She tries to spend as much time as she can with them even though she works long hours.

Working at Water’s Edge is very demanding. Zahira has to take work home with her. Her children resent this and feel abandoned because she works so much. Jeremiah and Zahanna miss spending time with her. Jeremiah even said recently that he feels like “we aren’t your priority anymore.”

Zahira doesn’t know what to do. She knows she needs to work two jobs or more in order to provide for her family’s basic needs, but she feels overwhelmed and unable to meet her family’s demands. She is also frustrated with the challenges of being

a single parent whose job doesn’t pay well, causing her to take a second job to make ends meet.

Zahira is constantly exhausted—physically, mentally and emotionally. It is difficult for her to find time and energy to do things with her children. Lately, she has been having trouble sleeping and she has been complaining of frequent headaches and back pain. At times, she becomes angry with her children for seeking her attention or asking questions. Zahira’s friends worry about her but don’t know what to do to help. She is often defensive or pressed for time, and rather than reach out to her friends, she shuts down.

Zahira has strong family support but lately has been staying away from her family. She barely returns their phone calls. Once bubbly and energetic, she has become more and more withdrawn. She has been complaining about feeling run down. Her co-workers have noticed Zahira’s deterioration but don’t know what to do. Her supervisor is especially concerned, but doesn’t want to make Zahira feel defensive.

Discussion Questions

- 1 Has Zahira been managing her time well?
- 2 What she can she do differently for herself? For her family?
- 3 Who can she ask for help? How could they help her?
- 4 What parts, if any, of Zahira’s story are similar to your own experience? What do you do to take care of yourself during times of extreme stress?

Finding the Inspiration


Sometimes self-care can be improved by remembering why what you do. Being reminded why you are doing this work can ease stress and put a positive spin on your day.

See the *What Motivates You?* activity below. You may also want to look at *Dwelling on Days That Make You Want to Come Back* activity in Chapter 3.

activity 1.6 What Motivates You?

What do you live for? What motivates you, provides strength, makes you happy?

Make a list or draw a picture of some things that bring you happiness. Keep it on your desk, in your wallet, or on your refrigerator. Sometimes having a visual reminder of the joys in our lives can motivate us.



While self-care is a serious matter, it is also important to take the time to laugh. Watch a funny movie, share a joke with a co-worker, or recall a funny situation. Laughing releases chemicals that lift your mood and put a more positive spin on your troubles. Below is our attempt to make you smile.

Top 10 Signs You're Too Stressed

- 1** You find yourself hoping to get the flu, just so you have a reason to stay in bed for a day.
- 2** Your children shudder in fear when your boss's name is mentioned.
- 3** You've wondered (more than once) if your cell phone would float when hurled into a river.
- 4** You start using a pencil instead of a pen to put dates with your partner in your schedule.
- 5** Medical journals or case files have become "light bedtime reading."
- 6** Your best friends think you've moved away because they haven't heard from you in so long.
- 7** You consider Red Bull a part of a balanced diet.
- 8** You fall asleep during trips to the dentist's office, because it's the only time you put your feet up.
- 9** You're too tired to remember the name of your dog.
- 10** It takes you six days of vacation to even begin to feel relaxed, and six minutes back in the office to make you forget that you took a vacation at all.

"Finish each day and be done with it. You have done what you could.

Some blunders and absurdities have crept in; forget them as soon as you can. Tomorrow is a new day. You shall begin it serenely and with too high a spirit to be encumbered with your old nonsense."

—Ralph Waldo Emerson

Finding the Time

Self-care does not have to be time-consuming. As nice as it would be to take a three-week vacation to a tropical island, most of us do not have the time or resources for that. Below are some tips for using the time that you do have effectively.

If you have...

2 *minutes*

- Breathe
- Stretch
- Daydream
- Take your stress temperature
- Laugh
- Doodle
- Acknowledge one of your accomplishments
- Say no to a new responsibility
- Complement yourself
- Look out the window
- Spend time with your pet
- Share a favorite joke

5 *minutes*

- Listen to music
- Have a cleansing cry
- Chat with a co-worker
- Sing out loud
- Jot down dreams
- Step outside for fresh air
- Enjoy a snack or make a cup of coffee/tea

10 *minutes*

- Evaluate your day
- Write in a journal
- Call a friend
- Meditate
- Tidy your work area
- Assess your self care
- Draw a picture
- Dance
- Listen to soothing sounds
- Surf the web
- Read a magazine

30 *minutes*

- Get a massage
- Exercise
- Eat lunch with a co-worker
- Take a bubble bath
- Read non-work related literature
- Spend time in nature
- Go shopping
- Practice yoga
- Watch your favorite television show



Chapter 2: You and Others

“Humankind has not woven the
web of life. We are but one thread
within it. Whatever we do to the
web, we do to ourselves.
All things are bound together.
All things connect.”

—Chief Seattle

The Threads in Our Web

In our work, we often spend a great deal of time thinking about and engaging in relationships. We assess our clients’ relationship histories, as well as our working relationships with clients...our interactions co-workers...and our connections with other agencies. Our work is primarily about what happens in these daily interactions with others. This serves to remind us of how fundamental relationships and social connections are in our lives.

From our earliest relationships with primary caregivers, we learn fundamental skills related to self-regulation, coping, trust, self-esteem, and competency. Our need to form attachments early in life is intense and biologically driven. This need for connection does not lessen as we move into adulthood. As we grow and mature, our definition of family and attachment broadens. Family may include people we depend on for moral support, people we see as mentors, old and new friends, spiritual or recreational communities, and even our pets. We are constantly in relationships whether with immediate family members, co-workers, friends, or other social groups.

Maintaining relationships with others—whether co-workers, family members or friends—has a significant impact on quality of life. Research suggests a significant relationship between higher levels of social support and overall physical and emotional health. Studies have shown that our health is greatly enhanced by the presence of close, supportive relationships with friends and family. Strong social

support networks offer us a sense of belonging, security and self-esteem. Feeling a sense of connection and belonging has been shown to be vital to our well-being, serving as a protection against more severe responses to stress, such as depression and anxiety.

For service providers, self-care in the face of daily stressors often begins with an awareness of stress level and what is needed to be healthy. While self-care may begin by taking care of ourselves, another significant aspect of self-care involves an examination of the connections we make and the relationships we maintain that help restore a sense of health and well-being. Self-care is not practiced in isolation. When it comes to managing stress, maintaining positive relationships is not just a good idea – it is essential!

To identify how our relationships are impacted by stress and how these connections can facilitate self-care, we have to begin by taking a closer look at the major relationships in our lives. Who are we connected to? What types of relationships do we have with others as we move through our days and weeks? It is helpful for us to see where our lives intersect with those of others, and how much time we carve out for these connections.

activity 2.1 Making Connections


Part I: Who Are You Connected To?

Make a list of all of the relationships/connections that you maintain with people throughout a “typical” week (both in and outside of work).

Part II: The Relationship Pie

Take a look at the list you just made and then fill in the pie chart below by estimating the portion of time in a week that you spend with each person or group of people on your list. For example, you might consider how much time you spend with:

- Clients
- Co-workers
- Friends
- Church or other social group/community
- Family (however you define this group – feel free to divide this into time with partner, children, parents, siblings, etc.)
- Any additional relationships that you want to make note of on your pie chart.



Warning Signs

We all have our own individual warning signs for when we are feeling overworked, overextended, and overwhelmed. For many, the first signs of stress are felt in the body, whether in the form of headaches, stomachaches, muscle tension, or general fatigue. The physical and emotional toll that stress takes on our lives quickly begins to impact our relationships with family, friends, co-workers, and clients. Often times, early warning signs of increased stress can be found in the ways that we are interacting with others.

Here are some common warning signs that indicate that stress may be impacting the quality of our connections with others:

- Increased conflict with friends, co-workers, or family members.
- Feeling sad, angry, anxious and irritated when a friend, family member, co-worker, or client tries to reach out or talk to you.
- More easily losing patience with friends, family, co-workers, and clients.
- Feeling “burned out,” exhausted, a loss of motivation or interest, guilty, concerned that you can’t manage your relationships and work.
- Feeling helpless around the house.
- Losing interest in family rituals and routines.
- Avoiding phone calls from friends or invitations to participate in activities you normally enjoy.
- Less interest in social activities, less time for social life, trouble communicating and staying connected to others.
- Feeling disconnected, detached, or trapped.
- Difficulty understanding what has happened and why, and how it impacts your view of yourself and the world around you.
- Withdrawing and attempting to manage your feelings without reaching out and seeking connection with others.

activity 2.2 Warning Signs Fill-in-the-Blanks

Fill in the blanks below, using the text in parentheses as your guide. You may want to complete this activity the same way you would if it were Mad-Libs, having a partner read you what is in the parenthesis and then reading your answers back to you with the blanks filled in.

I know that my stress level is beginning to affect my relationships when I

_____, _____, and _____.

(identify three behaviors related to stress)

Other people in my life can tell that I am stressed out when I look

_____ and _____.

(name two ways that you appear when you are stressed)

and I sound _____.

(name an unpleasant sound)

When I am feeling overwhelmed, staying connected is _____.

(give an adjective)

The relationships in my life often _____ my stress level.

(name a verb)

activity 2.3 Self-Care and Relationships Checklist

It may be helpful to take an inventory of how often we engage in specific relationship-building practices. Use the checklist below to assess what you already do to stay connected as well as to think about ideas for creating and sustaining relationships.

Using the scale below (1=never, 5=always), identify how frequently you currently do the following things to stay connected to others.

5 = Always 4 = Often 3 = Sometimes 2 = Rarely 1 = Never

Rituals

- Cook a meal with family/friends.
- Eat a meal with family/friends.
- Attend events that are important to your friends/family (e.g., concerts, team games, etc.).
- Take time to say good morning/good night/goodbye.
- Participate in spiritual/religious rituals in community.
- Celebrate life through rituals and routines with friends/family (special things you do every day).
- Celebrate birthdays/accomplishments and other ceremonies.

Reflection and Balance

- Prioritize relationships over work.
- Evaluate the quality of your current relationships.
- Let go of those connections that are unhealthy and serve as a barrier to self-care.
- Laugh with others, whether at work or at home.
- Be nurturing to others.
- Accept nurturing from others.
- Listen.
- Be open to new ideas from friends/family.
- Feel proud of yourself and your family/friends.

Activities

- Spend time relaxing with family/friends (e.g., play games, watch movies, other fun activities).
- Capture memories with photos.
- Read fun stories/ books with your family.
- Keep a family journal.
- Participate in volunteer activities with friends/family.
- Take a vacation with friends/family (day trip, mini vacation, and long weekends).

Communication

- Make time to check in with loved ones to let them know how much you love/care for them (e.g., phone calls, notes, emails, etc.).
- Give hugs, kisses, and/or other signs of affection.
- Discuss why relationships with family/friends matter.
- Seek family/couples therapy when needed.
- Ask for help from a friend/family member when needed.
- Communicate openly and effectively to those who are important to you.
- Express concerns constructively.
- Have a “phone date” with a friend/family member you haven’t spoken with in awhile.



Strategies for Strengthening the Web

As with most commitments in our lives, making self-care a daily part of our routine is the best way to sustain it. This means maintaining relationships that strengthen and support us when we need it. One way to include family and friends in our self-care routine is to create rituals that include them. For example, within your family, create rituals for how you begin and end everyday. In friendships, rituals may include meeting regularly for coffee, going for morning walks together, or even gathering to watch sporting events. Whatever your rituals and routines, we all need to have specific times that we can reconnect with those who are important in our lives. It helps to bring us a sense of calm and comfort.

Here are some practical tips for creating and sustaining self-care routines and rituals in your relationships.

- **Join a community group with whom you share a common interest.** Members of that group could be a source of friendship and support, and the meetings and activities would provide a routine way to take care of yourself.
- **Establish rituals with friends and co-workers outside of work.** (e.g., regular meals or other activities).
- **Look at photos.** Photos can serve as visual reminders of things or people who energize you, even in times of stress. Hang family pictures at home, in your office, or anywhere that you may need an occasional lift!
- **Establish family routines and rituals.** (e.g., family dinners, eating/bedtime schedules, check-ins about how family members are doing, traditions, family reunions, holidays).
- **Check in with family/friends** to see how they are doing.
- **Make time for fun.** (e.g., playing games, watching movies, planning enjoyable activities).
- **Socialize with other family members.** (e.g., birthday parties, cookout, other parties).
- **Meditate/pray together.** (e.g., find ways to connect with a spiritual community, bring spiritual rituals into your family life).

Building Connections

Self-care can be as much about spending time in the company of others as it is about making time for ourselves. For many of us, our primary connections are to family and very close friends. These are the people who we come home to or speak with at the end of the day. They are often the people who see us at our best and at our worst. These intimate connections are frequently our “life support,” and yet these are the relationships that tend to suffer most when we are overwhelmed. It is important for us to nurture these connections. In order to make self-care a part of our daily lives, it is essential to involve those who are a part of our daily life.

activity 2.4 Reflecting on Connections

- 1** What rituals do you share with friends/family? How do these promote self-care?
- 2** How do you balance your time among work, other responsibilities, and important connections?
- 3** What connections enable you to reflect on the things going on in your life?
- 4** What activities do you enjoy doing with friends/family? Are these activities part of your routine? If not, how could you incorporate them?
- 5** How do you communicate with friends/family who are a part of your daily life? Is there anything you would like to change? What would you like to stay the same?

Avoiding the Pitfalls

In the last two activities, we began to assess some of the many ways that our stress level can impact our relationships with others. It is important to recognize that some of our connections may not be sources of support and may instead weigh us down or contribute to our stress. We all have the experience of accumulating both healthy and unhealthy connections. There are those relationships from which we draw strength and those that tap our energy. When our stress level goes up, there are connections that help and those that do not.

As we have discussed, daily stressors are everywhere and are often tricky to manage. Difficult relationships add to our stress. It is important for us to take time to examine our connections and evaluate those relationships that bring us joy and those that may lead to more stress and pain. Of course, we may not want or be able to eliminate stressful relationships altogether, but we can recognize that those relationships are not the place to turn to when we feel overwhelmed.

activity 2.5 Helpful Connections?

Use the following questions as guidelines to examine your connections and begin to identify relationships that are helpful, those that are more challenging, or those that are potentially harmful and barriers to self-care.

List all the important people, groups, activities to which you are connected (you may want to use the list from Activity 2.1 on page 20). Next, follow the questions and instructions below to reflect on your connections.

Reflection Questions

- 1** Which connections are most important to you?
Circle the connection(s) above that you would like to strengthen.
- 2** Who/what brings you joy? What keeps you centered? What gives you strength?
Put a *star* next to these connections.
- 3** Which relationships are barriers to or get in the way of your own self-care?
Place a *check mark* above next to the relationships that you have the ability/desire to change.

Finding the Inspiration

Our connections to friends, family and colleagues are often a source of inspiration. When a family member says “I’m proud of the work you do,” or when we celebrate an accomplishment with a co-worker, we feel supported and revitalized. How can we draw on that inspiration during times when we feel discouraged?

Consider this story:

For years, the Rohan family kept a bulletin board in the kitchen, right next to the fridge, where they posted photos of people who are important in their lives. Every time the family ate dinner together, they would say a quick blessing and then each person at the table had to pick one person on the bulletin board for whom they were grateful or wanted to remember during that dinner. Over the years, some of the pictures changed from first-day-of-school snapshots to high-school graduation photos, while others stayed the same (which was sometimes a source of laughter at the table: “Remember when you cut your hair that way...”). Friends and family who shared meals with the Rohans also participated in their ritual of thanksgiving, and it remains a powerful way for them to stay grounded and connected to the people who are closest to them.

People who inspire us may be those we see everyday. They may be people who came into our lives for a little while and are no longer present with us. They may be people we have never met, but who serve as role models. No matter who or how close the source, we can still draw inspiration from these connections. Who are the people from whom you draw inspiration? How do you stay connected to them?

Finding the Time

We all lead very busy lives. We don't always have the luxury of extended periods of time to build and sustain connections with others. Below are some tips for sustaining relationships that are important to our health and well-being, whether you have two minutes or half an hour. These represent just a few of the many possible ways to stay connected to family and friends. Hopefully, after reading these tips, you will come up with new and creative ideas of your own!

If you have...

2 minutes

- Leave a message or send an email to someone important to you, letting them know that you're thinking of them.
- Say goodbye when you leave.
- Leave post-it notes on the fridge with little messages for your partner/child/roommate.
- Let someone know that you need some time to talk later in the day.

5 minutes

- Check with your family/friends to see how they are doing, either by phone or in person.
- Mail a card or send an e-greeting.
- Give people in your life a quick update on how you are doing and what you are doing.
- Send someone a list of possible dates to spend some time together and/or coordinate an activity.
- Look at pictures of friends or family members.
- Send an email to a friend about a funny thought you had.

10 minutes

- Have breakfast with your family.
- Look up a community group you may be interested in joining or learning more about.
- Talk to a friend, family member or co-worker about a problem or frustration.
- Take some quiet time to reflect on what you need from others in your life and how you can ask for those things.

30 minutes

- Play a game with your child.
- Read to your child.
- Go for a walk with a friend or family member.
- Cook with your family/friends.
- Sit with your family/friends to enjoy a meal.
- Write a letter to someone.
- Watch a TV show with someone you like to spend time with.



Chapter 3: You, Others, and Work

Healthy Selves, Healthy Organizations

Taking care of our emotional, physical, spiritual and relational needs is essential to our health and well-being. How we take care of ourselves at work is an important aspect of our overall self-care. Self-care within an organization is the responsibility of both the individual, team members and supervisors, and the leadership of the organization itself. Employees can work to manage their own stress levels by engaging in personal self-care activities, and organizations can play a key role in supporting employees in their effort to balance their lives and keep the stress level manageable.

As employees become increasingly overwhelmed and burned out, the organization itself becomes ineffective and unhealthy. Unhealthy organizations can often breed further frustration, hopelessness and lack of commitment among employees. This level of stress can compromise an organization's ability to maintain staff, do quality work and ultimately, to fulfill its overall mission and goals. Organizational self-care refers to both individual self-care on the job and the creation of healthy work environments in which a culture of self-care is a system-wide priority.

“I’ve got to keep breathing. It’ll be my worst
business mistake if I don’t.”

—Steve Martin

Stress and Work

Many people find their jobs fulfilling and rewarding. As service providers, our work is often a significant part of our identity, sense of meaning, and purpose, and we feel enriched by our work life and our interactions with others. The experience of helping others can be inspiring. However, providing this level of support can also be exhausting, overwhelming, and at times, unhealthy. The National Institute for Occupational Safety and Health (NIOSH) defines job stress as “the harmful physical and emotional responses that occur when the requirements of the job do not match the capabilities, resources, or needs of the worker.” Stress begins to build when the manageable becomes unmanageable. It is commonplace for many people to identify their jobs as a major source of emotional and physical stress (see right). The connection between stress and work plays out in numerous ways when employees leave the office and try to manage other aspects of their lives and health.

NIOSH identifies the following as areas of potential stress at work:

- *Design of Tasks* – too little time, too high a workload, little meaning, don’t utilize skills, little control.
- *Management Style* – lack of shared control over decision-making, little voice, poor communication.
- *Interpersonal Relationships* – poor social environment, lack of support.
- *Work Roles* – conflicting, too much responsibility, roles not clearly defined.
- *Career Concerns* – job insecurity, lack of opportunity for growth and development.
- *Environmental Conditions* – unpleasant or dangerous physical conditions.

According to several surveys identified by the National Institute for Occupational Safety and Health, job stress plays a major role in our lives.

- One-fourth of employees view their jobs as the number one stressor in their lives.
- 75 percent of employees believe that we have more on-the-job stress than the previous generation.
- Even more than financial or family problems, work problems are more strongly associated with health complaints than are any other life stressor.

When the Engine Gets Too Hot: Burnout, Compassion Fatigue, and Vicarious Trauma

Those of us who work in the helping professions frequently find ourselves doing emotionally intense work with few resources and supports. Significant job stressors that providers face on a daily basis may include large workloads, paperwork, little time to complete tasks, and sometimes, a sense that their work is not valued. Providers working with clients who have experienced traumatic life events are exposed to the additional stress associated with bearing witness to these experiences. Listening to intense and traumatic stories daily and observing the impact of these experiences on clients can have a significant effect on how providers view themselves, their work and the world around them. In some cases this “secondary trauma” can lead to post-traumatic stress responses similar to those of the clients being served.

If you’re working with clients who have experienced traumatic life events, here are some terms you should know: burnout, compassion fatigue, and vicarious trauma.

Burnout

One way to think of self-care is to remember the instructions from flight attendants: “If the cabin loses air pressure, oxygen masks will drop from the ceiling. Please put on your own mask before assisting others.” In other words, you will be of no help to people around you if you pass out from oxygen deprivation. Help yourself first and then you can help others. Given this air travel imagery, it is fitting that the first two dictionary definitions of “burnout” have to do with rocket engine failure due to excessive heat or friction. While “excessive heat” and “friction” may be good metaphors for what we experience at work some days, the third definition speaks specifically to our purposes: “Physical or emotional exhaustion, especially as a result of long-term stress.”

There are three main components to burnout (Maslach and Jackson, 1986):

- Feelings of being emotionally exhausted and overextended by the work.
- Feelings of depersonalization which result in negative, cynical attitudes toward clients.
- Diminished personal accomplishment, reflecting a sense of lowered competence and a lack of successful achievement in work with clients.

If we’re feeling burned out, it is likely that our nerves are raw and our job performance slips. As this happens, we may end up blaming our clients and ourselves.

Compassion Fatigue and Vicarious Trauma

Just as an untreated cold can turn into something more serious, burnout that is not addressed may turn into compassion fatigue. Formally defined, compassion fatigue is “a state of tension and preoccupation with individual or cumulative trauma of clients” (Figley, 2002, p.125). This state is illustrated in several ways: Re-experiencing the traumatic events; avoidance/numbing of reminders of the traumatic event; and persistent arousal. In other words, compassion fatigue refers to negative changes in the way we make meaning of ourselves and of the world.

Compassion fatigue is also referred to as “vicarious trauma,” which is defined as “the transformation or change in a helper’s inner experience as a result of responsibility for an empathic engagement with traumatized clients” (Saakvitne, Gamble, Pearlman, and Lev, 2001). As human beings, we have core psychological needs that include safety, trust, esteem, control, and intimacy. Compassion fatigue and vicarious trauma affect these core needs.

If we are burned out, we feel emotionally depleted. If we are experiencing compassion fatigue, however, we may experience changes in our ability to trust, have difficulty with intimacy, be concerned about our own safety, and experience intrusive imagery related to the traumatic stories to which we have listened.

Here are some examples of compassion fatigue or vicarious trauma:

- A female case manager working with women who have been sexually assaulted assumes that all the men she encounters are unsafe.
- A counselor finds himself thinking, “Yeah, right – whatever,” in response to a story told by a friend/client/colleague with whom he has always had a trusting relationship.
- Someone you’ve supervised for years has developed a recent habit of checking in with you before making any decisions, questioning whether his actions have any value to the clients he once felt confident working with.
- A social worker whose favorite way to relax is to spend time with her children finds herself wishing they would go away.
- An outreach worker has nightmares about the traumatic experiences of her clients.

Assessing Organizational Health

To make self-care a priority, it is important to take the time to assess all levels of an organization for signs of stress. This means being aware of individual and collective signs of stress. Individuals and organizations need to recognize when the stress level is rising and learn how to respond effectively. Often times, warning signs of job stress on an individual level coincide with an increase in organization-wide stress.

Warning Signs

The first step in managing stress and creating an atmosphere that promotes self-care involves identifying the warning signs of individual and organizational stress.

General early warning signs of job stress in the individual include:

- Headache
- Sleep disturbances
- Upset stomach
- Chronic health issues (e.g., cardiovascular problems, ulcers, impaired immune systems, high blood pressure/cholesterol, overweight)
- Poor eating habits
- Difficulty concentrating
- Short temper
- Job dissatisfaction
- Low morale
- Lack of motivation and emotional fatigue
- Irritability and negative attitude
- Depression and anxiety
- Disruptions in relationships

Warning signs of organizational stress include:

- High rates of staff turn-over
- High rates of absences or tardiness
- Lack of communication and frequent miscommunication between co-workers and/or departments
- Increase in interpersonal conflicts between co-workers and/or between various parts of the organization
- Missed deadlines
- Incomplete work
- Poor quality of work or service delivery
- Increase in customer/client complaints
- A negative atmosphere/low morale
- Less energy and motivation to do “extra” or to take sufficient time to do quality work as an organization
- A lack of emotional and/or physical safety in the organization



activity 3.1 Take Your Organization's Stress Temperature

Using the list of warning signs of organizational stress listed on page 33 as well as your own examples, write down how your organization looks and functions as its “stress temperature” rises. This is a way to begin to assess the warning signs of stress specific to where you work. You may want to circle where you feel that your organization is at present.

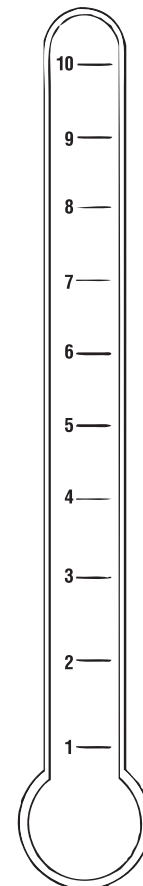
Describe how the organization looks when *overwhelmed by stress.*

Describe how the organization looks when things are *very busy, stressful and beginning to feel overwhelming.*

Describe how the organization looks when things are *beginning to get busier and more stressful.*

Describe how the organization looks when things are *calm and running smoothly.*

Stress Level



After identifying what your organization looks like as it becomes more “stressed” and where your organization is currently on the “stress thermometer,” it is important to identify responses that can help to lower stress in the lives of individuals and the agency as a whole. Organizations should develop a sense of what employees need as stress levels rise, and what types of responses are not helpful during those times. Activity #3.2 can help you with this process.

activity 3.2 Motivation vs. Frustration

Looking back at your responses on the stress thermometer in Activity #3.1, identify what types of supports are helpful and motivating for workers at each step on the thermometer (e.g., what people need as the stress level rises). It is also helpful to identify what is not helpful as the stress temperature rises.

When...	What is helpful	What is NOT helpful
the organization is overwhelmed		
things are very busy and stressful		
things are beginning to get busier and more stressful		
things are calm and running smoothly		

Evaluating Your Organizational Self-care Practices

After evaluating the stress level of your organization and identifying what you find helpful and not helpful in times of stress, you can begin to think about ways your organization can create a healthier work environment. Such an environment is one that supports individual self-care and creates a sense of team self-care – both of which are important to productivity, service provision, and staff well-being.

The following *Organizational Self-Care Checklist* is designed to provide organizations with new ideas and concrete examples of what it means to promote a culture of self-care. Building an organizational culture of self-care often requires an initial period of difficult reflection on what is currently happening in your organization. The goal is to build self-care practices into daily routines and rituals, so that they become very good habits. Use the *Organizational Self-Care Checklist* to assess what your organization is currently doing to support self-care and get ideas for how to build on these to further create and sustain a culture of self-care.

activity 3.3 The Organizational Self-Care Checklist

Instructions: Check off everything your organization currently does to support self-care.

Training and Education

- The organization provides education to all employees about stress and its impact on health and well-being.
- The organization provides all employees with education on the signs of burnout, compassion fatigue and/or vicarious traumatization.
- The organization provides all employees with stress management trainings.
- The organization provides all employees with training related to their job tasks.
- Staff are given opportunities to attend refresher trainings and trainings on new topics related to their role.
- Staff coverage is in place to support training.
- The organization provides education on the steps necessary to advance in whatever role you are in.
- Other: _____

Support and Supervision

- The organization offers an employee assistance program (EAP).

- Employee job descriptions and responsibilities are clearly defined.
- All staff members have regular supervision.
- Part of supervision is used to address job stress and self-care strategies.
- Part of supervision is used for on-going assessment of workload and time needed to complete tasks.
- Staff members are encouraged to understand their own stress reactions and take appropriate steps to develop their own self-care plans.
- Staff members are welcome to discuss concerns about the organization or their job with administrators without negative consequences (e.g., being treated differently, feeling like their job is in jeopardy or having it impact their role on the team).
- Staff members are encouraged to take breaks, including lunch and vacation time.
- The organization supports peer-to-peer activities such as support groups and mentoring.
- Other: _____

continued on next page

activity 3.3 The Organizational Self-Care Checklist *continued*

Employee Control and Input

- The organization provides opportunities for staff to provide input into practices and policies.
- The organization reviews its policies on a regular basis to identify whether they are helpful or harmful to the health and well-being of its employees.
- The organization provides opportunities for staff members to identify their professional goals.
- Staff members have formal channels for addressing problems/grievances.
- Other: _____

Communication

- Staff members have regularly scheduled team meetings.
- Topics related to self-care and stress management are addressed in team meetings.
- Regular discussions of how people and departments are communicating and relaying information are addressed in team meetings.
- The organization provides opportunities for staff in different roles to share their “day in the life” (see Activity ## for an example).
- The organization has a way of evaluating staff satisfaction on a regular basis.
- Other: _____

Work Environment

- The work environment is well-lit.
- The work environment is physically well-maintained (e.g., clean, secure, etc.).
- Information about self-care is posted in places that are visible.
- Employee rights are posted in places that are visible.
- The organization provides opportunities for community building among employees.
- The organization has a no-tolerance policy concerning sexual harassment.
- The organization has a no-tolerance policy concerning bullying.
- Workplace issues, including grievance issues and interpersonal difficulties, are managed by those in the appropriate role and remain confidential.
- Other: _____

Discussion Questions

1. What was this process of filling out the checklist like for you?
2. Were you surprised by any of your responses? If so, which ones?
3. What ideas did you find on the checklist that you liked/did not like?
4. What are the things that you found realistic/not realistic to implement?
5. What are some of the barriers or challenges to implementing these practices?

Strategies for Creating Healthy Organizations

Implementing some of the practices identified in the *Organizational Self-Care Checklist* may require a lot of time and patience. Organizations may need to convince themselves that a focus on self-care is a worthwhile endeavor. Activity 3.4, below, will help you to discuss the benefits of a long-term organizational commitment to self-care.

activity 3.4 Benefits of Self-Care

How do **clients** benefit when organizational self-care is a priority?

How do **clinical and support staff** benefit when organizational self-care is a priority?

How does the **leadership or administration** benefit when organizational self-care is a priority?

How does the **wider community** benefit when organizational self-care is a priority?

“Habit is habit and not to be flung out of the window

by any man, but coaxed downstairs a step at a time.”

—*Mark Twain*

Organizations can use many strategies to create a culture of self-care. Some are more time consuming than others, and it is often necessary to pick and choose where and when you incorporate self-care practices. The strategies outlined in this section include activities that organizations can use when they have more time and practices that they can incorporate when you have very little time to devote to self-care. The important thing is to make self-care a daily habit in the workplace, whether by devoting time to a 45 minute discussion or doing deep breathing for 2 minutes. Making self-care a habit is the key to long-term success!

Building Community

A key component to building a culture where self-care is valued involves cultivating a sense of community, understanding, and empathy among providers and administrators. This means understanding what it is like to spend a day in someone else’s shoes. Often, the more we know about our co-workers’ roles and responsibilities, the better we are able to tell when they are getting stressed and when the organizational stress temperature is rising. Activity 3.5 is one way to help your staff to develop a more detailed understanding about all of the roles that are being played in the organization.

activity 3.5 A Day in the Life

Purpose

- Build relationships among staff from different parts of the organization
- Help staff with different organizational roles or from different parts of the organization understand what the other's daily job responsibilities include
- Help staff develop an appreciation for the stressors, challenges, and highlights of one another's work.

Materials: Paper (blank sheets of typing paper or butcher block sheets), markers/pens, and tape

Directions

1. Each person finds a partner. Ideally, pairs should be from different parts of the organization and not know one another well.
2. Each partner takes turns interviewing the other about his/her daily life. Questions may include:
 - How does your day start?
 - What is the first thing you do when you get into work?
 - How do you typically spend the first part of your day?
 - What are your lunchtime rituals?
 - How do you typically spend the second part of your day?
 - What are the challenges you face during your day?
 - What are the things that "keep you going" during your day?
 - What is the last thing you do before you leave?

By the end of the interview, the interviewer should have generated a brief "day in the life" schedule for his/her partner. See the examples on the next page.

3. After the partners have interviewed one another, the activity leader should conduct a short debriefing. Here are some questions he/she might ask:
 - Tell us one new thing you learned about your partner.
 - Tell us one thing you have in common with your partner that you didn't know about before.
 - What motivates your partner? What are his/her challenges?
 - What surprised you?
 - Does your partner build self-care routines into his/her day? How?

At the end of the activity, you may want to hang the "days in the life" schedules on the walls (this is particularly useful if you're holding a staff retreat or will be in the same room for a few hours).

“If you can learn a simple trick, Scout, you’ll get along a lot better with all kinds of folks. You never really understand a person until you consider things from his point of view — until you climb into his skin and walk around in it.”

— Atticus Finch, *To Kill a Mockingbird*

activity 3.5 A Day in the Life *continued*

A Day in the Life of Joseph, Case Manager

- 6:30 am Takes dog for walk
- 8:00 Leaves for work (gets coffee from local shop)
- 8:30 Arrives at work, checks messages, checks in with co-workers.
- 9:00 Makes phone calls (leaves lots of messages). Meets with first client at 9:15.
- 10:15 Receives frantic call from client(s) re: X. Spends next several hours dealing with X, in between client meetings.
- 3:00 Remembers that lunchtime has past, grabs sandwich from fridge. Gets advice from Jason (co-worker) about X. Spends rest of afternoon playing phone tag with people who left messages while dealing with X.
- 5:00 Office officially closes, time to catch up on case notes
- 6:00 Comes home, takes dog for another walk.

Challenges: Playing phone tag so much in order to advocate for clients. Irritable landlords.


Motivators: Working with clients to solve X. Colleagues.

A Day in the Life of Marty, Finance Dept.

- 7:30 am Drops kids off at school/daycare.
- 7:45 Arrives at work, thankful for short commute, makes coffee, checks messages.
- 8:30 Sends nagging emails to colleagues about timesheets.
- 9:00 Meeting with Chamber of Commerce re: donations
- 11:00 Works with Exec Dir on newest funding opportunity. Checks inbox for timesheets, begins to worry about payroll processing.
- 12:00 Walks around the block during lunch (exercise!). Thinks about how best to follow up with Chamber of Commerce.
- 1:00 Calls insurance company to deal with misbilling re: staff benefits.
- 2:00 Develops budget for grant application to Department of Health.
- 3:00 Continues working on budget. Begins to worry that oldest child has not gotten home safely from school.
- 3:15 Calls home, oldest child forgot to call, but is home safe and sound.
- 3:30 Receives last staff timesheet. Payroll processing begins!
- 6:00 Shuts off coffee pot. Leaves for the day.

Challenges: Nagging staff for timesheets. Explaining mission of organization to business community.

Motivators: Organization’s mission. Family.



Avoiding the Pitfalls

Not only is it helpful to know what an organization needs to do to support self-care and health in the workplace, it is helpful to know what not to do if you are trying to support a culture of self-care. The following are some strategies for what to avoid in the workplace:

Top 10 Ways to Breed Burnout in Your Organization

- 1** Never, ever give anyone information today that you can wait until next week to tell them about. This includes important deadlines especially.
- 2** Never thank anyone for anything. Especially in public.
- 3** Do not celebrate important events. If you see others wishing someone happy birthday, be sure to sneer at them so that they get back to work.
- 4** Whenever possible, call people on their days off even if it's not an emergency. It reminds them of the stresses they've left behind. Maybe next time, they'll think twice about even taking time off.
- 5** Stop watering the plants. Once they die, leave them to collect dust. Employees won't stay very long if even the plants look sad.
- 6** Approach every situation with a "what is it this time?" attitude.
- 7** Adopt "It will never work," as your motto.
- 8** Cancel meetings with the people you supervise. They should be able to do their jobs without support.
- 9** Make simple, everyday tasks more complicated than they need to be. For example, lock the supply closet and only open it on Tuesdays between 3 and 4.
- 10** Leave your sense of humor at home. This is serious work for serious people.

Another way to think about the pitfalls to organizational self-care is to consider examples of organizations that have successfully integrated self-care into their day-to-day operations, and organizations that continue to struggle with self-care. We can learn from both scenarios. The case study below may help your discussions and reflections on the many dimensions of organizational self-care.

Case Study

For the past three years, Son-yah has worked as a Service Coordinator at a non-profit organization called East City Services. She has a caseload of 20 families, and is responsible for providing case management and coordinating services for the families.

Son-yah reports to several supervisors, and she is unclear about what is expected of her. When she was hired, Son-yah asked one of her supervisors, Margot, for a job description. Margot told her that they would create one for her, but reminded her that East City Services staff “wear many hats.” She has mentioned her lack of job description several times since her initial conversation with Margot, but every time, Margot replies that “you don’t need a description. You already know what to do.”

One of the things that attracted Son-yah to the Service Coordinator position was the idea that she would be working on a team for an agency committed to helping families exit poverty. However, her multiple supervisors don’t communicate with one another effectively, which leaves Son-yah feeling frustrated and confused. This is particularly apparent when the challenges and demands of work become excessive. Son-yah’s work load has increased steadily over the past few years, and she sometimes works long hours to meet unrealistic deadlines.

The rest of the staff at East City Services struggle with the same issues as Son-yah

does. Staff turn-over is high, as is absenteeism, sick days and tardiness. Staff find it difficult to do their work and find themselves under constant pressure. This has created a sense of powerlessness to solve problems and a lack of teamwork. At the agency, job autonomy is low. Another issue is the lack of recognition by the organization that the case management staff are the ones who carry out the organization’s mission every day, working with complicated cases and putting in long hours to meet agency deadlines.

Son-yah loves her clients and is committed to staying at East City Services, but recognizes that the current structure isn’t working. She has been on staff longer than most of the case managers, and is ready to do something about the poor work conditions, but she doesn’t know where to start. She has scheduled a meeting next week with Giorgio, one of her supervisors, to talk about these issues. She thinks that out of everyone on the management team, he will be the most receptive, but she is still nervous about voicing her concerns because the management staff is notoriously unsympathetic to such conversations. She worries that if she does not clearly communicate her concerns and suggestions that the management staff will respond with more micromanagement, which only serves to diminish staff morale, self-esteem, and confidence.

Discussion Questions

- 1 What are the main problems facing Son-yah and other East City Services case managers?
- 2 What recommendations would you make to the agency to improve staff morale?
- 3 What recommendations would you make to Son-yah for her conversation with Giorgio?
- 4 What steps can East City Services take in the short-term to change the organizational culture? In the long term?
- 5 What are the benefits to the organization of putting better staff practices and policies into place? What are benefits to staff?
- 6 If you were hired as a manager at East City Services, what would you do?



Finding the Inspiration

Working to help others can be stressful and exhausting. Organizations often struggle with financial difficulties, staff shortages, and unrealistic demands. In the midst of this chaos and stress, it is helpful to take the time to step back and remember why you are doing this work and what keeps you going in times of difficulty.

activity 3.6 Dwelling on Days that Make You Want to Come Back

We all have bad days at work, but there are also moments and days that remind you why you work in your field.

1 Think about the most rewarding moment at your job.

2 List five things that you love about your job.

3 Think about and list five people whose lives you have touched.

4 Why did you take your current job?

5 Write down three compliments that you have received from your co-workers or three things you think you do well.

activity 3.7 Personal Mission Statement

Take out a blank piece of paper and write at the top of it the headline “Why I do this work.” Spend a minute writing everything down that comes to mind when you think of why you do this work. Draw a line under that list, and make another headline that says “Why I Got Into This Work.” Now, spend a minute writing everything down that comes to mind.


If you are doing this activity with a group, the leader may facilitate a brief discussion with participants using these questions:

- What kinds of things did you list for the first question? The second?
- Are the reasons different today than they were when you started to do this work?

Take out a new piece of paper. Write the headline “My mission is...” and write, in a sentence or two, what your personal mission statement is. If you are doing this with a group, the leader may give people a few minutes to write their ideas, and then invite them to share their missions (if they choose).

“We all find renewal in our own ways, but I think that there is a basic, inherent desire to help one another. Even when there is meanness, even when panic breaks out on the heels of a disaster, the instinct to lift each other up wins out in the long haul.”

— *Jeff Olivet*, *Shelter Health: Essentials of Care for People Living in Shelter*



Finding the Time

Providers often have limited time to complete all the work that has to be done. It may feel like incorporating one more practice, even if it is related to self-care, is too much to ask. This is exactly the time when self-care is most important to keep in mind! It is essential to find the time to create daily self-care rituals that are realistic and manageable for providers so that they will be sustainable over the long-term. The following are some tips and strategies for incorporating self-care strategies no matter how busy you are:

If you have...

2 *minutes*

- Smile
- Make coffee
- Sign up for a training opportunity
- Thank someone

5 *minutes*

- Respond to an email that has been nagging you
- Have a conversation with someone who you don't usually work with
- Schedule a team meeting
- Straighten up one of the common areas (e.g., copy machine, kitchen, hallway, waiting room)

10 *minutes*

- Clean up your workspace (or at least a part of it!)
- Plan a party to celebrate an accomplishment or milestone (e.g., colleague's birthday, meeting a fundraising goal, etc.)
- Discuss training opportunities with your supervisor
- Do one of the activities in this workbook with your colleagues at a staff meeting

30 *minutes*

- Eat lunch with your colleagues
- Discuss self-care, burnout and compassion fatigue at a staff meeting
- Have a "walking meeting," where you walk outside with a colleague rather than meet in the office.

Selected Resources on Self-Care

Printed Material

- Figley, C.H. (2002). *Treating Compassion Fatigue*. New York: Routledge.
- Kraybill, K., & Olivet, J. (2006). *Shelter Health: Essentials of Care for People Living in Shelter*. Nashville: National Health Care for the Homeless Council. Available at www.nhchc.org
- Maslach, C. and Jackson, SE (1986). *Maslach Burnout Inventory Manual: Second Edition*. Palo Alto: Consulting Psychologist Press.
- van Dernoort Lipsky, Laura & Burk, Connie (2007). *Trauma Stewardship: An Everyday Guide to Caring for Self While Caring for Others*. Available at www.traumastewardship.com.

Curriculum

- Bassuk, E., Guarino, K., Volk, K. & Lombardo, M. (2008). *Take Charge Speaker's Kit*. Duluth, GA: OrganWise Guys, Inc. Available by calling the National Center on Family Homelessness at 617-964-3834 or OrganWise Guys, Inc. at 800-786-1730.
- Kraybill, K. (2003). *Creating and Maintaining a Healthy Work Environment: A Resource Guide for Staff Retreats*. National Healthcare for the Homeless Council and Healthcare for the Homeless Clinicians Network. Available at www.nhchc.org.
- Saakvitne, K.W., Gamble, S., Pearlman, L.A., and Lev, B.T. (2001). *Risking Connection: A Training Curriculum for Working with Survivors of Childhood Abuse*. Baltimore: Sidran Institute.

Websites

- America's Continuing Education Network ~ Spotlight on Compassion Fatigue: www.ace-network.com/cfspotlight.htm
- American Institute of Stress: www.stress.org
- American Psychological Association (search for "compassion fatigue"): www.apa.org
- Association of Clinicians for the Underserved, Strength for Serving Project: www.clinicians.org/programsandservices/strengthforserving/strength_serving_intro.html
- Fried Social Worker: www.friedsocialworker.com
- HelpGuide: www.helpguide.org/mental/stress_relief_meditation_yoga_relaxation.htm
- Homelessness Resource Center: www.homeless.samhsa.gov
- Life Balance Assessment Inventory: <http://tinyurl.com/lifebalance>
- National Health Care for the Homeless Council: <http://nhchc.org/healthyenviron.html>

References

Chapter 1

Page 8, Warning Signs:

McKinnon, K.D. (1998). *Coping with Caring—The Dangers of Chronic Strees and Burnout*. Downloaded from www.charityvillage.com/cv/research/rpersdv1.html on July 23, 2008.

Page 10, Self Assessment Tool: Self-Care:

Adapted from Saakvitne, Pearlman, and Traumatic Stress Institute Staff, *Transforming the Pain: A Workbook on Vicarious Traumatization*, 1996.

Chapter 2

Page 18, The Threads in Our Web:

Clark, Corey M. *Relations Between Social Support and Physical Health*. Rochester Institute of Technology. 2005. Downloaded from <http://www.personalityresearch.org/papers/clark.html> on July 11, 2008.; Mayo Clinic Staff. (July 2006). Reduce Stess with a Strong Social Support Network. Downloaded from www.mayoclinic.com/health/social-support/SR00033 on July 11, 2008.

Page 23, Self-Care and Relationships Checklist:

Adapted from Saakvitne, Pearlman, and Traumatic Stress Institute Staff, *Transforming the Pain: A Workbook on Vicarious Traumatization*, 1996.

Chapter 3

Page 30, Stress and Work:

Centers for Disease Control, National Institute for Occupational Safety and Health. *Stress...At Work*. Publication #99-101 (DHHS, NIOSH). Downloaded from www.cdc.gov/Niosh/stresswk.html July 11, 2008; Centers for Disease Control, National Institute for Occupational Safety and Health. *Stress...At Work*. Publication #99-101 (DHHS, NIOSH). Downloaded from www.cdc.gov/Niosh/stresswk.html July 11, 2008.

Page 31, When The Engine Gets Too Hot: Burnout, Compassion Fatigue, and Vicarious Trauma:

American Heritage Dictionary of the English Language, Third Edition. (1992). Boston: Houghton Mifflin; American Psychological Association. (2004). *Mind/Body Health: Job Stress*. Downloaded July 14, 2008 from <http://apahealthcenter.org>; Felton, J.S. (1998). Burnout as a clinical entity – its importance in healthcare workers. *Occupational Medicine*. 48(4): 237-250. Retrieved May 5, 2008, from <http://ocmed.oxfordjournals.org/cgi/reprint/48/4/237.pdf>; Figley, C.H. (2002). Treating Compassion Fatigue. New York: Routledge; Maslach, C. and Jackson, SE (1986). *Maslach Burnout Inventory Manual: Second Edition*. Palo Alto: Consulting Psychologist Press; Saakvitne, K.W., Gamble, S., Pearlman, L.A., and Lev, B.T. (2001). *Risking Connection: A Training Curriculum for Working with Survivors of Childhood Abuse*. Baltimore: Sidran Institute.

Page 33, Warning Signs:

American Psychological Association. (2004). *Mind/Body Health: Job Stress*. Downloaded July 14, 2008 from <http://apahealthcenter.org>. Centers for Disease Control, National Institute for Occupational Safety and Health. *Stress...At Work*. Publication #99-101 (DHHS, NIOSH). Downloaded from www.cdc.gov/Niosh/stresswk.html July 11, 2008.

Page 38, Benefits of Self-Care:

Adapted from “Activity 1: What are the benefits?” in Kraybill, K. (2003). *Creating and Maintaining a Healthy Work Environment: A Resource Guide for Staff Retreats*. National Healthcare for the Homeless Council and Healthcare for the Homeless Clinicians Network. Available at www.nhchc.org.





THE NATIONAL CENTER ON
Family Homelessness

for every child, a chance

181 Wells Avenue | Newton Centre, MA 02459 | 617-964-3834

O U R M I S S I O N

To discover what works | To educate and inspire
To take action to end family homelessness